



JINAN MORAL INTERNATIONAL CO., LTD SHANDONG · JINAN

lift solution

MORAL LIFT

Better On Every Level

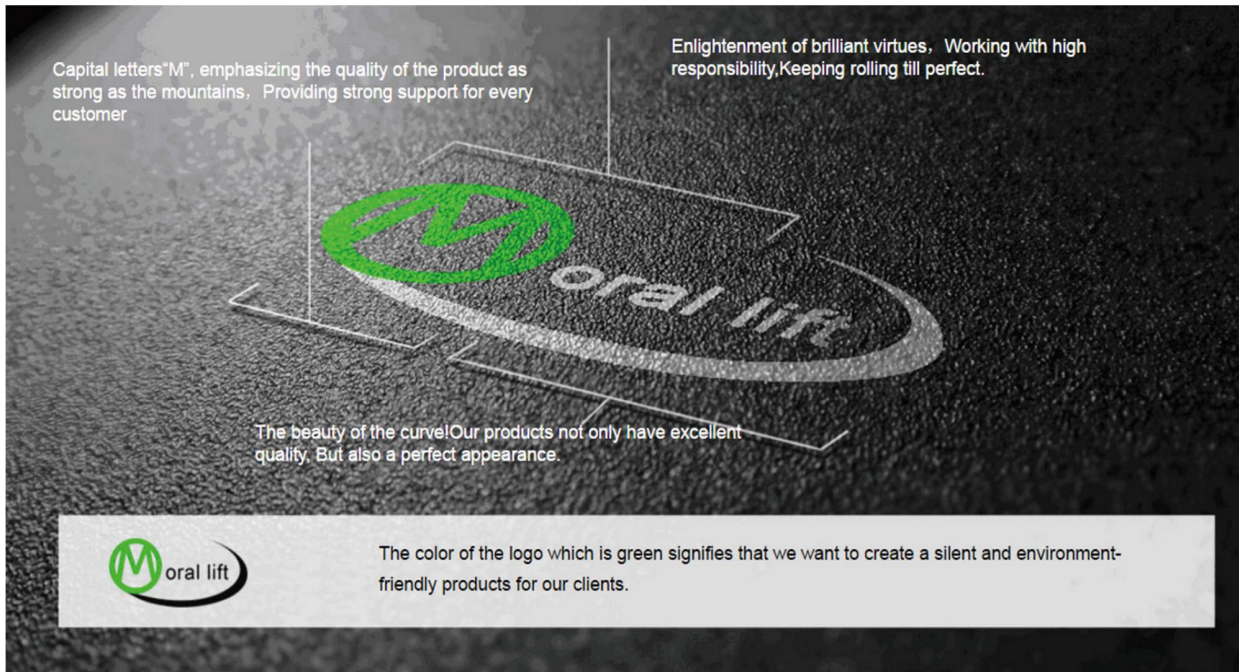
Effective Solutions To Various Lifts

We Plan, Design, Manufacture And Install.....



Why MORAL LIFT? Why Are People Choosing MORAL LIFT?

MORAL LIFT Brand Introduction



MORALLIFT MISSION

- Being a high-end brand with sustainable development, constantly improving its own value and sharing it with the customers and staff.
- Provide exceptional customer service coupled with quality products and lifting solutions.

MORALLIFT CORE VALUES

- Sensible and Trustworthy
- Positive Development
- Progress and Innovation
- Gratitude and Self-evaluation

MORALLIFT VISION

- To share common pursuit of understanding, learning, ethics and gratitude
- To realize the values of life and the pursuit of happiness
- To be honest and innovate, To execute, and evaluate oneself
- To create mutual understanding and to progress together with the clients

HOME WHEELCHAIR LIFT




If you have difficulty using stairs, or use a wheelchair or mobility scooter, then a residential vertical lift is a great way to ensure that you can always safely and conveniently enter and exit your home. All of our porch lifts are designed to be completely resistant to the harshest weather conditions and are an affordable alternative to residential elevators

MAIN FEATURE

- Vertical elevating system. This durable and easy-to-use vertical lift is suitable for indoor or outdoor applications requiring vertical transportation up to 10 meters.
- It can be directly installed into the ground without architectural supporting pits and easy to operate.
- Its hydraulic system offers passengers smooth and comfortable transportation and different safety devices remove every hiding risk.
- Emergency Descending: When there is no power or malfunctions, manually descend the device
- It's suitable for large-sized newly-built residential estates and those areas where there is compact land resource and etc.
- This machine max.lifting height is 10,000mm.

PRODUCT SHOW





ALUMINUM ALLOW WORK PLATFORM

Aluminum alloy hydraulic lift table: it is a new-era product through brand-new design, adopts new aluminum molding material. The lift table has tiny swing, because of high-strength molding material. Handy and light appearance makes it freely exert maximum lifting ability in limited room. As a result, this product makes it easy to carry out high-altitude working by one person. The power sources could be 220V/380V or chargeable battery.

MAIN FEATURE

- Equipped with hydraulic and chains lifting mechanism, and high strength welding steel frame, high strength aluminum column.
- The double column lift simultaneously, controlled by limit switch, and towed by two chains to ensure safety.
- Both of the platform/ground control panels are safety voltage.
- It is widely used in indoor and outdoor cleaning activities, such as ceilings, walls, windows, pipelines and exhibition build-up.

PRODUCT SHOW



VERTICAL LIFT PLATFORM / FREIGHT PLATFORM



Vertical lift--Lead rail hydraulic lifting platform is used for transfer cargo between different floors. Self-height is about 150-300mm. This platform can install on the ground directly or make one pit. Hydraulic drive, steady working and simple operate.

This machine provide fast, efficient, convenient and safe access to or from mezzanines, balconies, basements, and between levels in multiple story buildings. They can be installed for through-floor, interior or exterior applications. The principle components of machine include guide columns, carriage and a mechanical or hydraulic actuating mechanism.

We offer the most complete line of machine from mechanical to hydraulic to fully automatic, customized systems for automated manufacturing and warehousing operations. machine are available in capacities from 100kg. to 100,000kg.

MAIN FEATURE

- Chain lifting platform features lifting the goods through the different floors.
- Chain lifting platform----hydraulic driven and lift by chain.
- Special lifting chain and have long use life.
- The close height is low so don not need pit installation.
- Closed type structure ,safe and easy to clean.

PRODUCT SHOW





3D PLATFORM LIFT FOR SPRAYING ROOM

The 3D lift is ideal for auxiliary equipment for the spray industry. it can work in three dimensions at the same time, effectively reduce the labor intensity, improve work efficiency.

MAIN FEATURE

- Horizontal Movement (X-axis)
- Extended Movement (Y-axis)
- Vertical Movement (Z-axis)
- Payload 300kg
- Emergency Stop Button
- All the circuits are anti-explosion
- All size can be customized according to different spray booth

PRODUCT SHOW



SCISSOR DOCK LIFT



The scissor dock lift tables are very versatile, mainly features: electrical hydraulic drive, cost-efficient, rugged and safe and can be used for compensating differences in height, loading and unloading and material delivery. Scissor lift tables are industrially manufactured. They can be designed and built to customer specification. A sturdy frame ensures good stability. The scissors are made of high-grade steel (rods, plates and hollow section profiles).

MAIN FEATURE

- The lift table are equipped with maintenance-free journal bearings.
- The travel range is restricted both by electrical control (limit switch)
- Hydraulic system offers passengers smooth and comfortable transportation and different safety devices remove every hiding risk.
- Hydraulic pump with spherical seat valve, pressure limiting valve, oil flow limiting valve (hose rupture protection).
- Controller with dead man's circuit, push button switch, control and power cables approx. 3 m long, with limit switch; control switch or special control system on request.
- Emergency Descending: When there is no power or malfunctions, manually descend the device.

PRODUCT SHOW





MOBILE SCISSOR LIFT TABLE

MAIN FEATURE

- Scissor hydraulic lifting system. This durable and easy-to-use vertical lift is suitable for indoor or outdoor.
- The lift has hydraulic overload protective organization to ensure that equipment will not lift when the load beyond its rated load capacity
- Its hydraulic system offers passengers smooth and comfortable transportation and different safety devices remove every hiding risk.
- Emergency Descending: When there is no power or malfunctions, manually descend the device
- In special circumstance, the scissor lift will use explosion-proof electric equipment

PRODUCT SHOW

AC power



DC power




SCISSOR CAR PARKING LIFT



MAIN FEATURE

- Scissor hydraulic car parking system can be used to lift cars with different levels, suitable for car moving between stairs, from basement to first floor, to second floor, or to third floor. Operation is easy, and the lifts run very smoothly, There are also explosion-proof lock valve to avoid a sudden drop if emergency occurs.
- The limit switch system helps the lift to stop at accurate position.
- The hydraulic cylinders and hose are armed with explosion-proof lock valve to avoid a sudden drop once hydraulic pipe breaks, the work platform will be down slowly to ensure safety of car.
- Emergency button is available on each control box, when emergency occurs, the immediate STOP can be realized.
- There are 2 sets control system are installed on the lift, 1 control box below, and 1 control panel on handrail that can be operated on work platform.
- Custom-made products are done according to detailed request, please tell us load capacity, lifting height, and platform size you need, we can customize for you.

PRODUCT SHOW





CAR TURNTABLE / ROTATING PLATFORM

MAIN FEATURE

- This machine is used where the car can not make a turn, and auto-revolving automobile exhibition platform.
- Pin-Gear drive mechanism, ensuring the smooth revolving, reliable operation, low noise, long life and minimal wear and tear.
- Surface medium density fibre board, steel plate, diamond tread aluminum alloy available.
- Rotate car 360 degree, Automatic or manually control of rotation.

Diameter (mm)	4000	4500	5000	5500	6000	6500	7000
Height (mm)	120-280	120-280	120-280	120-280	120-280	120-280	120-280
Speed of turning	0.2-1rpm	0.2-1rpm	0.2-1rpm	0.2-1rpm	0.2-1rpm	0.2-1rpm	0.2-1rpm
Load capacity (kg)	2000	2500	3000	3500	4000	4500	6000
Power (kw)	0.55	0.55	0.55	0.75	0.75	0.75	0.75
Transmission mode	Pin-Gear drive mechanism						
Platform material	1.2.2mm Density Fiberboard 2.steel plate 3.Pattern aluminum plate						
Control system	360 Rotation, button control / remote control / PLC control						
Other diameter,height,speed of turning load capacity, please tell us, we can design and product it for you, thanks							

PRODUCT SHOW



4 POST CAR LIFT



FPC is a transportation conveyor moving car from one floor to another floor.

- Self-standing and self-support structure
- Hydraulic cylinder + steel chains drive system
- High precision and stable hydraulic drive system
- Automatic shut-off if operator releases the button switch.


Double chain design for higher safety.

- High density chains with longer service lift
- Remote control is optional.

MAIN FEATURE

- Hydraulic driven and Chain lifting platform features, lifting car through the different floors.
- Double chain design for higher safety.
- 24V Electrical lock system and limit switch.
- Emergency Descending: When there is no power or malfunctions, manually descend the device.
- Close height is low ,not need pit installation.
- Safe, easy to operate.

PRODUCT SHOW





RAILWAY TRANSFER CART

MAIN FEATURE

- Powered by low voltage electricity from railways or battery.
- Using time is not limited, load capacity is not limited.
- Flexible, stable start, big starting torque, small impact to the gear reducer.
- High use frequency and not too short running distance.
- Safe and convenient operation for there is no wire outside the car.
- Adjustable speed.

PRODUCT SHOW

KPX---Battery Transfer Cart



KPD---Low Voltage Transfer Cart



RAILWAY TURNTABLE



Cart turntable can any 360 degree rotate,When production process line needs turn, meanwhile car turning radius can not meet the requirements,or very limit space. Can install turntable .To achieve any 90 degree or 360 degree rotate,Precise positioning, accurate connect railway.

Turntable was also installed in garage,To achieve any 360 degree rotate car.very convenient.

MAIN FEATURE

- Rotate car any 90 degree or any 360 degree.
- Precise positioning, accurate connect railway.
- Very big and strong overloading capacity
- Safe and convenient operation.
- Adjustable speed.

PRODUCT SHOW




KPW series steerable transfer trolley is a kind of trackless material handling trolley. It is powered by storage battery. The transfer trolley is controlled to go forward, backward, turn left, turn right, adjust speed through PLC and speed controller. Trackless transfer cart adopt battery power, DC motor drives, large capacity, stable start, do not rely on rail, two-way travel. Hydraulic steering mechanism ensures tight turning radius, enabling 360 ° turn in a small space.

MAIN FEATURE

- No need install rail, No any damage to the floor.
- It can realize double way moving and 360 degree turning.
- DC drive and heavy loading capacity.
- Small turning radius, flexible operation.
- Braking distance is short, and have alarming system.

PRODUCT SHOW




CABLE DRUM TRANSFER CART



MAIN FEATURE

- Adopt the use of harsh working conditions lifting metallurgical motor.
- Cart structure is simple and reliable.
- Travel distance had better not more than 150m
- Safe and convenient operation.
- Adjustable speed.
- The Rail Transfer trolley is suitable for various industries, steel mill, transfer steel products such as steel structure, steel pipe, steel billets, steel ladle and coil, etc

PRODUCT SHOW



MAIN FEATURE

- Stationary hydraulic yard ramp is also called stationary dock leveler, which is variously used in logistics, warehouse work as accessory equipment.
- The yard ramp can be fixed on the pit that is deserved in the platform, and it will adjust the height to the cargo trucks.
- This equipment can save labor work and promote the efficiency safely and conveniently.
- The stationary yard ramp is operated easily with electricity and hydraulic power. It is classified to five kinds by carrying-weight capacity, such as 6T, 8T, 10T, 12T, 15T etc.

We also can customize according to your requirements

Model	Mobile capacity	Adjusting range	Table size	Total dimension	Lifting style
DCQ-5	5t	+300-250mm	2000x2000mm	2000x2000x600mm	electrical operation
DCQ-6	6t	+300-250mm	2000x2000mm	2000x2000x600mm	electrical operation
DCQ-8	8t	+300-250mm	2000x2000mm	2000x2000x600mm	electrical operation
DCQ-10	10t	+300-250mm	2000x2000mm	2000x2000x600mm	electrical operation
DCQ-12	12t	+300-250mm	2000x2000mm	2000x2000x600mm	electrical operation
DCQ-15	15t	+300-250mm	2000x2000mm	2000x2000x600mm	electrical operation
DCQ-5	5t	+400-300mm	2500x2000mm	2500x2000x600mm	electrical operation
DCQ-6	6t	+400-300mm	2500x2000mm	2500x2000x600mm	electrical operation
DCQ-8	8t	+400-300mm	2500x2000mm	2500x2000x600mm	electrical operation
DCQ-10	10t	+400-300mm	2500x2000mm	2500x2000x600mm	electrical operation
DCQ-12	12t	+400-300mm	2500x2000mm	2500x2000x600mm	electrical operation
DCQ-15	15t	+400-300mm	2500x2000mm	2500x2000x600mm	electrical operation

PRODUCT SHOW



MOBILE LOADING RAMP



Mobile Hydraulic Dock Ramp is a special auxiliary equipment for loading and unloading of goods rapidly. Its height adjustment feature allows forklifts and other moving vehicles to enter into the truck directly and handle the goods. The dock ramp is mobile and controlled by manual hydraulic system, so only one person could operate it conveniently. It enables you to reduce the amount of labor and raise working efficiency.

If you need special size yard ramp, we also can customize for you.

MAIN FEATURE

Model #	Load Capacity	Working height Range(m)	Maximum elevations	Overall Dimensions(m)	Operation Method
YDCQ-5	5	1.0~1.7	≤13°	11×2.08×1.3	Manually or electrical drive
YDCQ-6	6	1.0~1.7	≤13°	11×2.08×1.3	Manually or electrical drive
YDCQ-8	8	1.0~1.7	≤13°	11×2.08×1.3	Manually or electrical drive
YDCQ-10	10	1.0~1.7	≤13°	11×2.08×1.3	Manually or electrical drive
YDCQ-12	12	1.0~1.7	≤13°	11×2.08×1.3	Manually or electrical drive
YDCQ-15	15	1.0~1.7	≤13°	11×2.08×1.3	Manually or electrical drive

PRODUCT SHOW





TRAILER BOOM LIFT

Trailer mounted boom lift, This is a dream for high aerial working. high safety performances will bring you great enjoyment.

Trailer mounted boom lift has high towing speed and hydraulic auto-leveling outriggers, and big horizontal working reach. you can have this extremely portable lift brought to the job site and working in no time. lift can help you to finish tree trimming, decorating, construction, exterior painting or maintenance tasks, and so on.....

MAIN FEATURE

- Compact, narrow design is easy to maneuver in congested work areas.
- Big Horizontal working reach.
- Easily towed behind a pickup or SUV.
- 359° non-continuous turntable rotation.
- Tilt alarm, Automatic leveling system.

PRODUCT SHOW



Articulating boom platform are widely used in highways, boat yards shopping walls, stadiums, dock, station, marketplaces, gymnasiums and residential property, workshop, residential property, mining workshops and any other isometric maintenance operation of complex high-altitude construction and other large range homework place.

MAIN FEATURE

- Compact, narrow design is easy to maneuver in congested work areas.
- Power: diesel, electrical and battery
- Hydraulic system smooth lifting
- 359° non-continuous turntable rotation.
- Safety and easy to operation

PRODUCT SHOW





Shandong Jinan Moral Hydraulic Machinery Co.,Ltd

Address: Jibeidevelopment zone, Jinan Shandong, China

TEL: 86 531 87118759

FAX: 86 531 87161382

MOBILE: 86 13156109585

WEB: www.morallift.com

EMAIL: sales@morallift.com